

# IDEAS FOR CREATING A WEE BOX POSTER DISPLAY

Your WEE BOXES have made a **RECORD-BREAKING CHANGE** to the lives of people in the world's poorest countries with Scottish schools raising £162,000 for SCIAF during the 2007 Lenten period! Thank you so much for being such great supporters!


SCIAF has a wonderful story to tell about the stories of change that have come about as a result of your support. You've inspired us to work even harder and be even more imaginative in bringing these stories to life.

This year we've designed our posters, and other materials, to take you on a journey overseas so you can see for yourself how your WEE BOX is making a **BIG CHANGE** to the lives of some great people.

Here are some great ideas to get you started on your WEE BOX poster display:

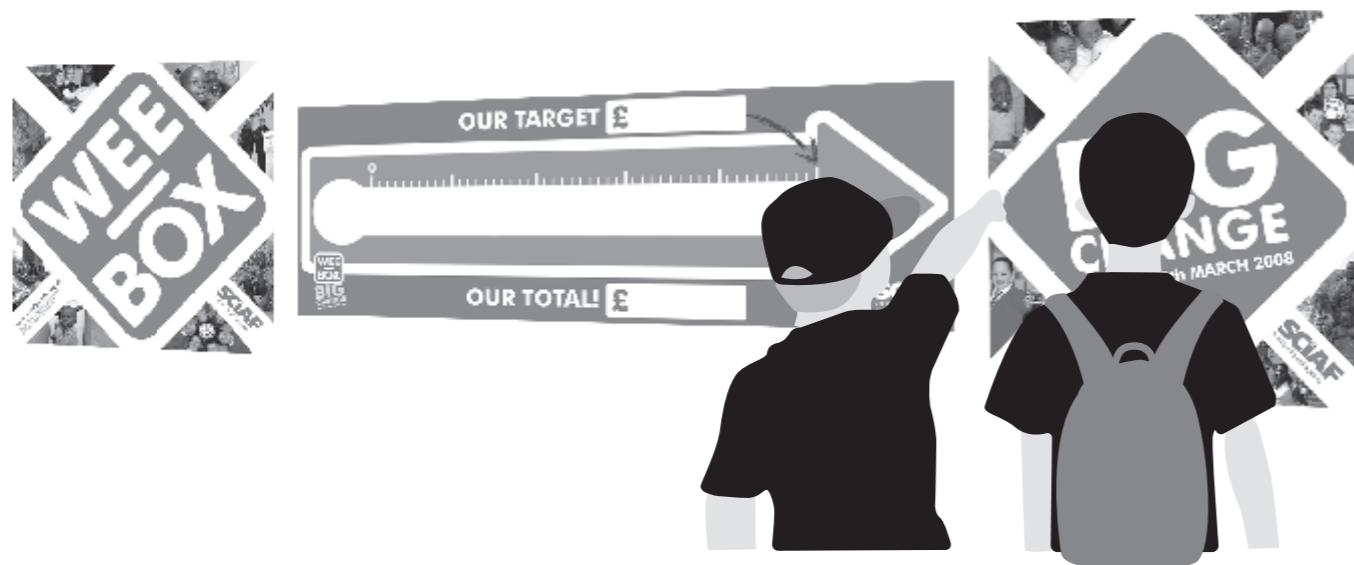
## Rectangular Extravaganza

Ideal for those with compact school foyers or a wonderful rectangular void to fill.




## Corridor Adventure

Give your display a real 'journey' feel with this interior concept.



## Classroom Whirl

If you've got a poster set all to yourself then you may want to make a **BIG CHANGE** to your class decor. **WARNING:** this concept will put your pupils into a head spin and they might get dizzy!



## Hit the Target

This target poster will help you keep track of your SCIAF donations.

- Write in your overall target into the box at the top.
- Colour-in the central thermometer column as you work towards your target.
- This year we're asking you to make up your own weekly total boxes out of card and align them to the appropriate bit of the thermometer. This will allow you to write the weekly totals as big or as small as you like so they can be seen clearly when on display or during an assembly.



We've also got some great ideas to help you use the **40 DAYS 40 WAYS** cards as part of your display! See the reverse of the green poster for more info.

